

Device Buyback with **Jamf + Phobio** is easy as **1-2-3**.

Step 1: Export a list of computers and devices from **Jamf**.

1. Create an Advanced Inventory Search for Computers and/or Devices

Log into Jamf Pro, under **Computers** and/or **Devices**, select **Search Inventory** and click the **" + New "** button to create an Advanced Search.



The next view has 4 tabs: **Search Criteria Display Reports**

2. Search tab

Save and name this Advanced Search for future use or reference.



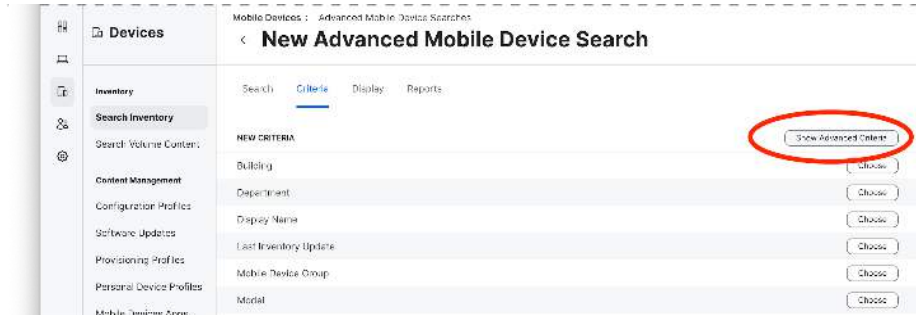
Then move on to the next tab...

3. Criteria tab

Here is where we set the **rules** to define *which* devices should be included in Search Report. For example, you can use attributes like model, management status, location, ownership or any other inventory criteria.

To add a criterion, click on the **" + Add "** button and select the **attribute**, **operator**, and **value** for the rule.

The most common criteria (i.e. "Model") are listed by default, so to select specific parameters such as device age by purchase date (i.e. **"PO Date"**), ownership, Activation Lock, Carrier Network, lease status, etc. you may need to select **"Show Advanced Criteria."**



In this example, we'll look for devices that were purchased over 600 days ago, so the rule would be

criteria: **PO Date**

operator: **more than x days ago**

value: **600**



You can add multiple criteria to narrow down the group using "All" or "Any" logic to determine whether all or any of the criteria must be met for a device to be included in the results.

4. Display tab

Now select the **fields to display** in the CSV export for each device so Phobio can assess its value. These should include at-minimum:

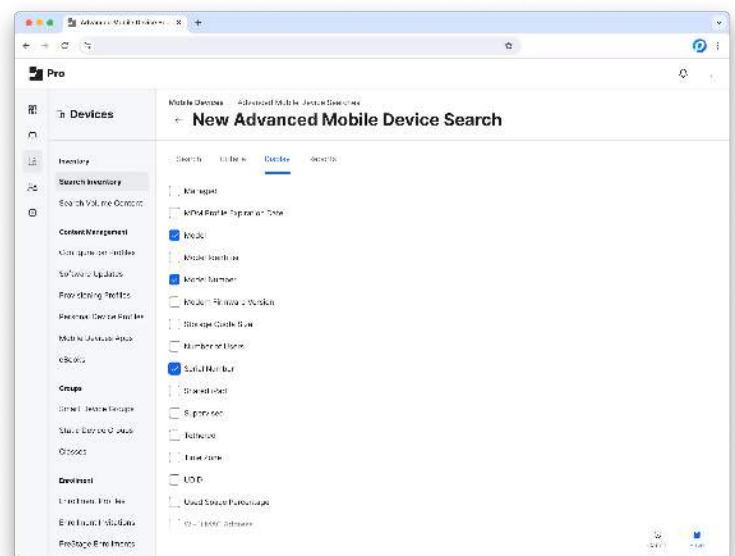
Under **Device** or **Hardware**:

Capacity MB
Model
Model Number
Serial Number

For mobile devices, under **Network**:

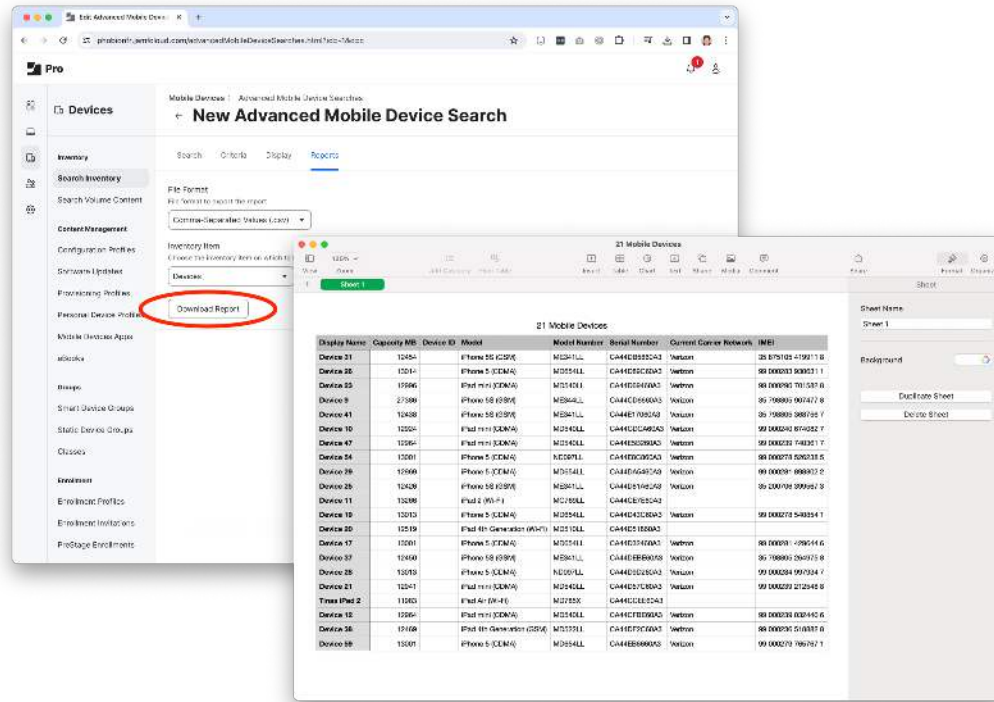
Current Carrier Network
IMEI

You may of course add any other fields which you feel may be useful for reference or for quoting device values.



5. Reports tab

Download Report as CSV file.



Save this Advanced Search to reuse, edit and/or duplicate in the Search Inventory section.

Step 2: Submit your list of devices for a **guaranteed buyback quote**.

Step 3: **Review & accept** your quote & let Phobio handle the logistics.